

⚡ Specifications

Nominal Voltage(V)

12V

Nominal Capacity

20 hour rate	(3.25A to 10.50V)	65Ah
10 hour rate	(6.175A to 10.50V)	61.75Ah
5 hour rate	(11.05A to 10.20V)	55.25Ah
1C	(65A to 9.60V)	41.17Ah
3C	(195A to 9.60V)	26Ah

Weight

Approx. 20.5kg(45.1Lbs.)

Internal Resistance (at 1KHz)

Approx. 4 mΩ

Maximum Discharge Current for

5 seconds:780A

Charging Methods at 25°C (77°F)

Maximum Charging Current :	19.5A
Standby use:	
Float Charging Voltage	13.5 to 13.8V
Coefficient -3.0mV/°C/cell	

Operating Temperature Range

Charge	-15°C (5°F) to 40°C (104°F)
Discharge	-15°C (5°F) to 50°C (122°F)
Storage	-15°C (5°F) to 40°C (104°F)

Charge Retention (shelf life) at 20°C (68°F)

1 month	98%
3 month	94%
6 month	85%

Case Material

ABS UL94 HB
Option: Flammability resistance of (UL94 V-0)

Design Life & Standard

EUROBAT(20°C) : 10/12 YEARS LONG LIFE

Terminal

F8



⚡ Dimensions

Length (L) $350 \pm 1^{+0.08}_{-0.04}$

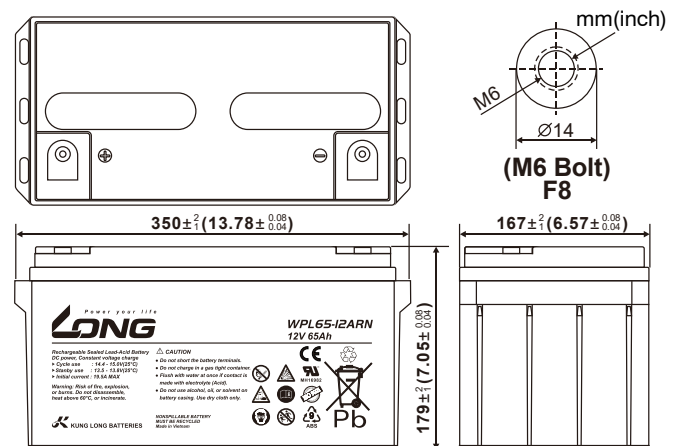
Width (W) $167 \pm 1^{+0.08}_{-0.04}$

Height (H) $179 \pm 1^{+0.08}_{-0.04}$

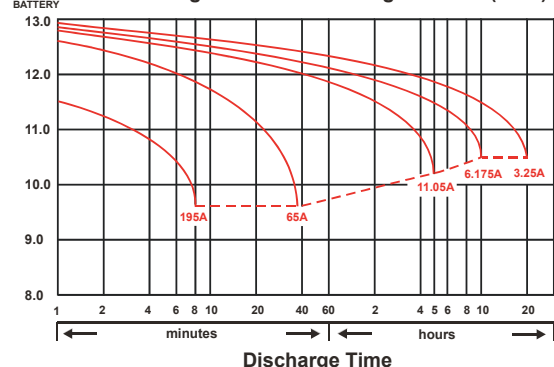
Overall Height (HT) $179 \pm 1^{+0.08}_{-0.04}$

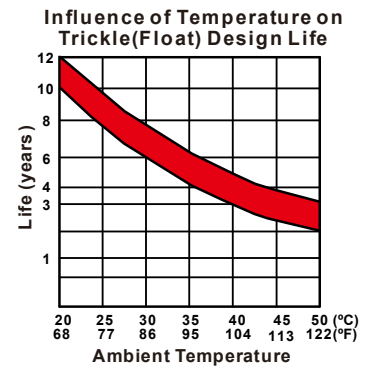
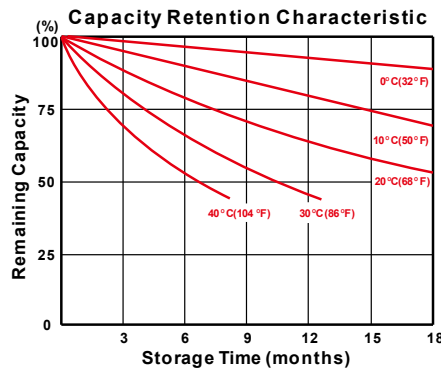
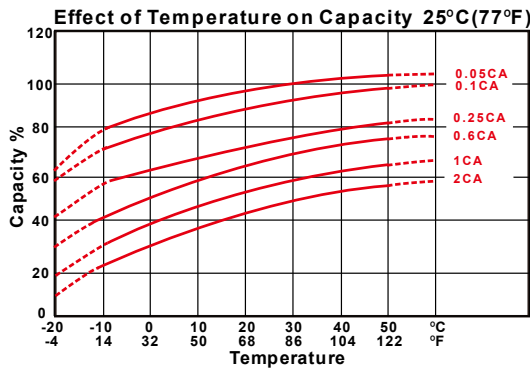
Description of torque value of hard ware for the terminals:

Recommended torque value M6: 7 N-m (71 kgf-cm)
Maximum allowable torque value M6: 10 N-m (102 kgf-cm)



(V) FOR 12V BATTERY Discharge Time VS. Discharge Current (25°C)





- PERFORMANCE DATA

Discharge Rates in Watts to Various End Voltages at 25°C(77°F)

End Voltage		1.85V	1.80V	1.75V	1.70V	1.67V	1.65V	1.60V
Time								
2	min	328	388	440	490	525	555	590
4	min	268	308	347	382	417	452	485
5	min	251	291	323	353	383	411	436
6	min	237	272	300	325	350	375	398
8	min	219	248	273	298	315	331	342
10	min	205	230	254	274	289	302	312
15	min	190	210	227	240	245	249	251
20	min	152	164	173	181	186	191	195
30	min	114	126	135	141	144	147	149
40	min	93.3	100	107	110	112	113	114
45	min	88.2	95.4	101	103	105	106	107
60	min	73.3	79.0	83.0	84.3	85.0	85.5	85.9
90	min	58.9	60.6	62.1	62.9	63.2	63.3	63.4
120	min	46.1	47.9	49.5	50.0	50.2	50.4	50.5
180	min	32.7	33.6	34.3	34.8	35.0	35.2	35.3
240	min	26.3	27.1	27.8	28.1	28.2	28.3	28.4
300	min	21.9	22.6	23.2	23.4	23.5	23.6	23.6
480	min	15.0	15.6	16.0	16.1	16.2	16.2	16.3
600	min	12.6	13.0	13.3	13.3	13.4	13.5	13.5
1200	min	6.55	6.77	6.87	6.91	6.93	6.94	6.95

- Discharge Rates in Amperes to Various End Voltages at 25°C(77°F)

End Voltage		1.85V	1.80V	1.75V	1.70V	1.67V	1.65V	1.60V
Time								
2	min	175	215	245	275	302	327	350
4	min	140	170	195	220	245	270	285
5	min	136	161	182	202	219	236	250
6	min	125	145	165	185	205	225	238
8	min	110	130	150	167	181	195	205
10	min	105	125	140	155	162	169	172
15	min	95.5	109	120	130	135	140	145
20	min	74.0	82.8	91.1	99.1	101	102	103
30	min	51.2	60.7	69.2	77.2	77.5	77.8	78.0
40	min	48.5	53.7	58.5	63.0	65.0	66.8	67.5
45	min	45.2	50.1	54.5	58.5	59.3	59.8	60.0
60	min	37.0	39.7	42.0	43.5	44.5	44.8	45.0
90	min	29.8	31.1	32.2	33.0	33.5	33.7	33.8
120	min	23.5	24.3	25.0	25.6	26.0	26.2	26.3
180	min	16.5	17.1	17.6	17.9	18.0	18.1	18.2
240	min	13.2	13.6	14.0	14.1	14.2	14.3	14.4
300	min	10.9	11.3	11.6	11.7	11.8	11.9	12.0
480	min	7.44	7.69	7.88	7.93	7.96	7.98	8.00
600	min	6.20	6.39	6.55	6.60	6.62	6.64	6.65
1200	min	3.25	3.36	3.41	3.43	3.44	3.45	3.45

All data on the spec. sheet is an average value:

The tolerance range : $X < 6\text{min}$ (+15%~-15%), $6\text{min} \leq X < 10\text{min}$ (+12%~-12%), $10\text{min} \leq X < 60\text{min}$ (+8%~-8%), $X \geq 60\text{min}$ (+5%~-5%)

140425-1G