

⚡ Specifications

Nominal Voltage(V)

12V

Nominal Capacity

20 hour rate	(2.75A to 10.50V)	55Ah
10 hour rate	(5.225A to 10.50V)	52.25Ah
5 hour rate	(9.35A to 10.20V)	46.75Ah
1 C	(55A to 9.60V)	31.17Ah
3 C	(165A to 9.60V)	22Ah

Weight

Approx. 17.1kg(37.62Lbs.)

Internal Resistance (at 1KHz)

Approx. 6 mΩ

Maximum Discharge Current for

5 seconds: 660A

Charging Methods at 25°C(77°F)

Cycle use:	
Charging Voltage	14.4 to 15.0V
Coefficient -5.0mV/°C/cell	
Maximum Charging Current :	16.5A
Standby use:	
Float Charging Voltage	13.5 to 13.8V
Coefficient -3.0mV/°C/cell	

Operating Temperature Range

Charge	-15°C(5°F)	to	40°C(104°F)
Discharge	-15°C(5°F)	to	50°C(122°F)
Storage	-15°C(5°F)	to	40°C(104°F)

Charge Retention (shelf life) at 20°C(68°F)

1 month	97%
3 month	92%
6 month	85%

Case Material

ABS UL94 HB
Option: Flammability resistance of (UL94 V-0)

Design Life

EUROBAT(20°C): 3-5 YEARS STANDARD COMMERCIAL

Terminal

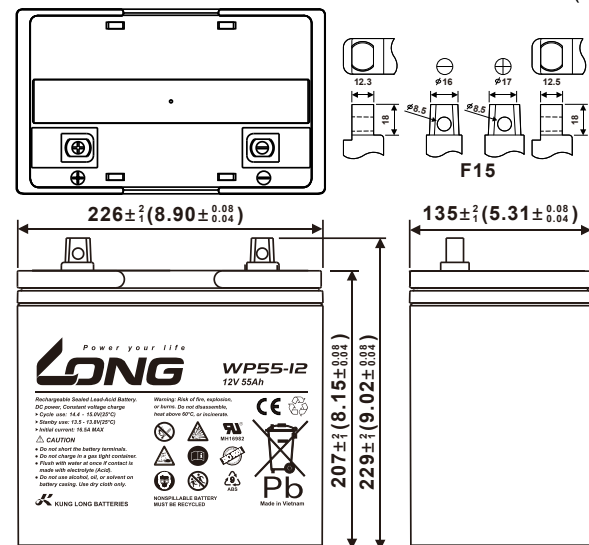
F15



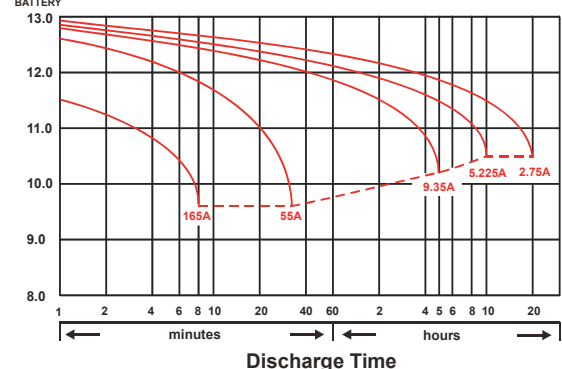
⚡ Dimensions

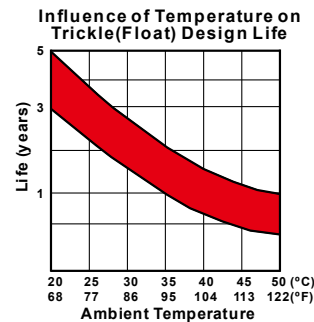
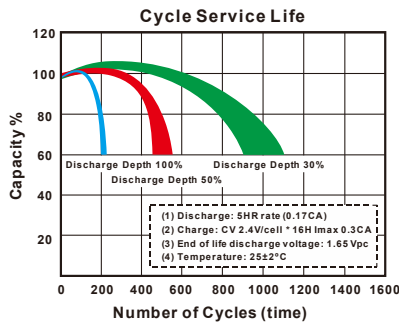
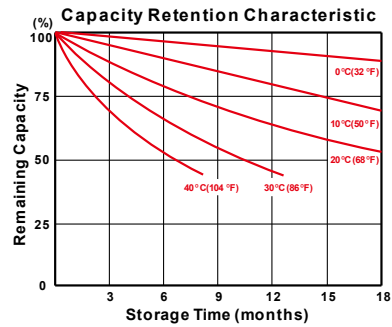
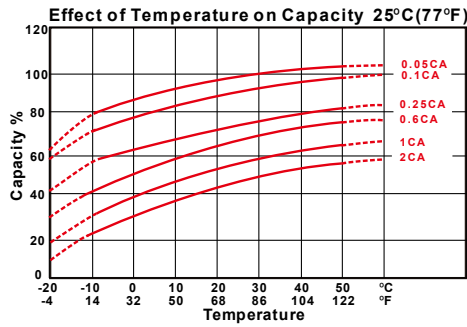
Length (L)	226 ± 1 (8.90 ± 0.04)
Width (W)	135 ± 1 (5.31 ± 0.04)
Height (H)	207 ± 1 (8.15 ± 0.04)
Overall Height (HT)	229 ± 1 (9.02 ± 0.04)

mm(inch)



(V) FOR 12V BATTERY Discharge Time VS. Discharge Current (25°C)





- PERFORMANCE DATA

Discharge Rates in Watts to Various End Voltages at 25°C(77°F)

End Voltage		1.85V	1.80V	1.75V	1.70V	1.67V	1.65V	1.60V
5	min	284	314	338	358	373	389	402
10	min	222	242	260	272	279	282	284
15	min	181	191	199	204	209	213	216
30	min	116	118	121	123	124	126	127
60	min	71.1	72.7	74.0	75.0	75.7	76.2	76.4
120	min	38.8	39.9	40.8	41.4	41.8	42.2	42.6
180	min	28.9	29.3	29.7	30.1	30.4	30.6	30.8
240	min	22.1	22.7	23.3	23.7	24.0	24.2	24.4
300	min	18.8	19.4	19.9	20.2	20.4	20.6	20.8
480	min	12.7	13.2	13.6	13.9	14.0	14.1	14.2
600	min	10.2	10.6	10.9	11.1	11.3	11.4	11.4
1200	min	5.23	5.43	5.58	5.68	5.75	5.80	5.84

- Discharge Rates in Amperes to Various End Voltages at 25°C(77°F)

End Voltage		1.85V	1.80V	1.75V	1.70V	1.67V	1.65V	1.60V
5	min	149	171	188	203	216	228	238
10	min	117	131	142	150	153	155	157
15	min	94.1	101	108	114	118	120	121
30	min	60.3	61.7	62.7	63.7	64.5	65.2	65.8
60	min	34.8	35.8	36.5	36.9	37.2	37.3	37.4
120	min	19.8	20.8	21.6	22.0	22.2	22.3	22.4
180	min	13.7	14.3	14.7	15.0	15.3	15.5	15.7
240	min	11.0	11.3	11.6	11.8	12.0	12.1	12.2
300	min	8.87	9.18	9.46	9.72	9.84	9.90	9.95
480	min	6.07	6.29	6.47	6.62	6.67	6.70	6.70
600	min	5.27	5.39	5.49	5.54	5.57	5.58	5.59
1200	min	2.69	2.75	2.80	2.83	2.84	2.85	2.85

All data on the spec. sheet is an average value:

The tolerance range : $X < 6\text{min}$ (+15%~-15%), $6\text{min} \leq X < 10\text{min}$ (+12%~-12%), $10\text{min} \leq X < 60\text{min}$ (+8%~-8%), $X \geq 60\text{min}$ (+5%~-5%)

311224-1D