

⚡ Specifications

Nominal Voltage(V)

12V

Nominal Capacity

| | | |
|--------------|-------------------|---------|
| 20 hour rate | (0.85A to 10.50V) | 17Ah |
| 5 hour rate | (2.89A to 10.20V) | 14.45Ah |
| 1 hour rate | (9.35A to 9.60V) | 9.35Ah |
| 1 C | (17A to 9.60V) | 9.07Ah |

Weight

Approx. 6.3kg(13.86Lbs.)

Internal Resistance (at 1KHz)

Approx. 10 mΩ

Maximum Discharge Current for

5 seconds:255A

Charging Methods at 25°C(77°F)

| | |
|----------------------------|---------------|
| Cycle use: | |
| Charging Voltage | 13.8 to 14.4V |
| Coefficient -5.0mV/°C/cell | |
| Maximum Charging Current : | 5.1A |
| Standby use: | |
| Float Charging Voltage | 13.5 to 13.8V |
| Coefficient -3.0mV/°C/cell | |

Operating Temperature Range

| | |
|-----------|---------------------------|
| Charge | -15°C(5°F) to 40°C(104°F) |
| Discharge | -15°C(5°F) to 50°C(122°F) |
| Storage | -15°C(5°F) to 40°C(104°F) |

Charge Retention (shelf life) at 20°C(68°F)

| | |
|---------|-----|
| 1 month | 97% |
| 3 month | 92% |
| 6 month | 85% |

Case Material

ABS UL94 HB
Option: Flammability resistance of (UL94 V-0)

Design Life

7-10 Years.

Terminal

F3



⚡ Dimensions

Length (L)

181 ±₁² (7.13 ±_{0.04}^{0.08})

Width (W)

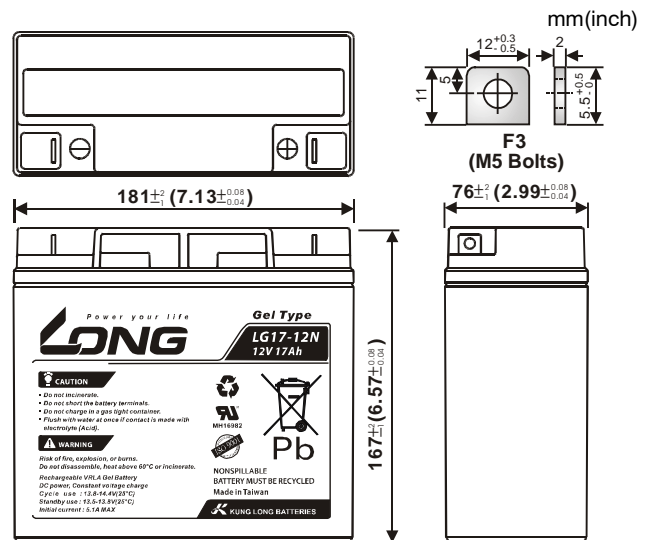
76 ±₁² (2.99 ±_{0.04}^{0.08})

Height (H)

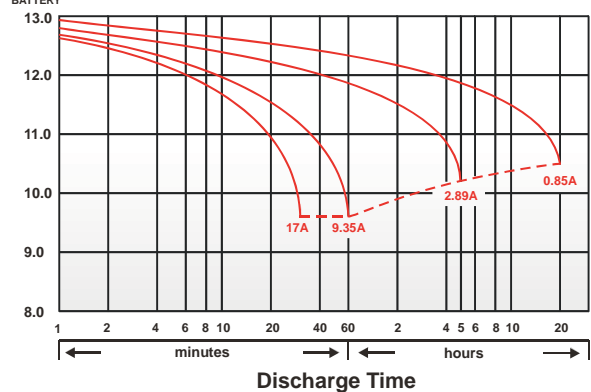
167 ±₁² (6.57 ±_{0.04}^{0.08})

Overall Height (HT)

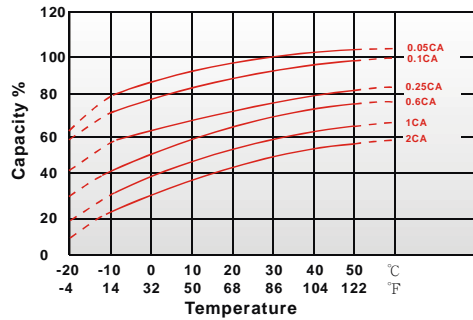
167 ±₁² (6.57 ±_{0.04}^{0.08})



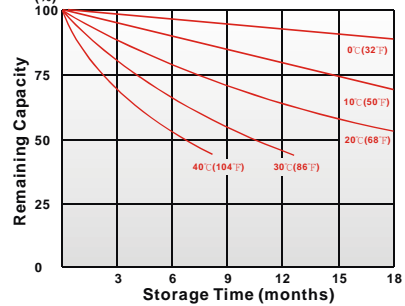
(V) FOR 12V BATTERY Discharge Time VS. Discharge Current (25°C)



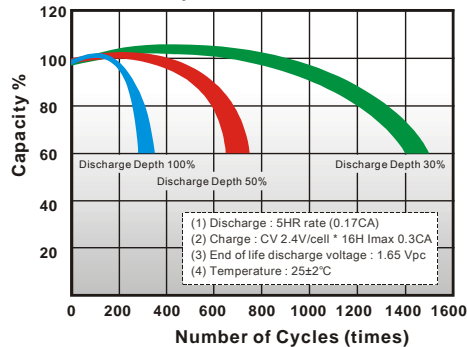
Effect of Temperature on Capacity 25°C (77°F)



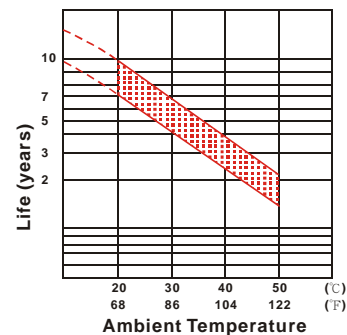
Capacity Retention Characteristic



Cycle Service Life



Trickle (or float) Service Life



- PERFORMANCE DATA

Discharge Rates in Watts to Various End Voltages at 25°C (77°F)

| End Voltage | | 1.85V | 1.80V | 1.75V | 1.70V | 1.67V | 1.65V | 1.60V |
|-------------|-----|-------|-------|-------|-------|-------|-------|-------|
| Time | | | | | | | | |
| 5 | min | 90.5 | 106.3 | 116.8 | 123.1 | 124.8 | 126.8 | 128.5 |
| 10 | min | 63.6 | 72.7 | 79.4 | 83.5 | 84.5 | 85.8 | 86.9 |
| 15 | min | 54.7 | 61.0 | 65.2 | 67.8 | 68.5 | 69.3 | 70.0 |
| 30 | min | 29.9 | 32.0 | 34.4 | 35.9 | 36.3 | 36.7 | 37.1 |
| 60 | min | 19.1 | 20.1 | 20.8 | 21.5 | 21.6 | 21.9 | 22.2 |
| 120 | min | 11.1 | 11.7 | 11.9 | 12.3 | 12.4 | 12.5 | 12.7 |
| 180 | min | 8.38 | 8.72 | 8.94 | 9.14 | 9.20 | 9.28 | 9.37 |
| 240 | min | 6.66 | 6.95 | 7.13 | 7.28 | 7.32 | 7.39 | 7.47 |
| 300 | min | 5.83 | 6.06 | 6.17 | 6.27 | 6.30 | 6.35 | 6.41 |
| 600 | min | 3.48 | 3.59 | 3.68 | 3.74 | 3.76 | 3.80 | 3.82 |
| 1200 | min | 1.80 | 1.86 | 1.91 | 1.94 | 1.96 | 1.98 | 1.99 |

- Discharge Rates in Amperes to Various End Voltages at 25°C (77°F)

| End Voltage | | 1.85V | 1.80V | 1.75V | 1.70V | 1.67V | 1.65V | 1.60V |
|-------------|-----|-------|-------|-------|-------|-------|-------|-------|
| Time | | | | | | | | |
| 5 | min | 60.3 | 65.4 | 68.7 | 71.6 | 72.7 | 74.0 | 76.1 |
| 10 | min | 36.5 | 39.4 | 41.7 | 43.7 | 44.5 | 45.4 | 46.9 |
| 15 | min | 28.7 | 31.0 | 32.5 | 33.8 | 34.3 | 34.9 | 35.7 |
| 30 | min | 15.8 | 17.2 | 18.2 | 19.0 | 19.3 | 19.6 | 20.1 |
| 60 | min | 9.59 | 10.2 | 10.6 | 11.0 | 11.1 | 11.3 | 11.5 |
| 120 | min | 5.71 | 5.92 | 6.05 | 6.17 | 6.20 | 6.25 | 6.32 |
| 180 | min | 4.17 | 4.33 | 4.43 | 4.50 | 4.53 | 4.57 | 4.63 |
| 240 | min | 3.40 | 3.49 | 3.56 | 3.61 | 3.63 | 3.66 | 3.69 |
| 300 | min | 2.96 | 3.03 | 3.08 | 3.12 | 3.13 | 3.15 | 3.17 |
| 600 | min | 1.72 | 1.77 | 1.81 | 1.84 | 1.85 | 1.86 | 1.87 |
| 1200 | min | 0.920 | 0.939 | 0.954 | 0.964 | 0.967 | 0.971 | 0.975 |

All data on the spec. sheet is an average value:

The tolerance range : X<6min(+15%~-15%), 6min ≤ X<10min(+12%~-12%), 10min ≤ X < 60min(+8%~-8%), X ≥ 60min(+5%~-5%)

060624-1G