

⚡ Specifications

Nominal Voltage(V) (numbers of cells: 6)

12V

Nominal Capacity at 25°C(77°F)

20 hour rate	(4A to 10.50V)	80Ah
10 hour rate	(7.6A to 10.50V)	76Ah
5 hour rate	(13.6A to 10.20V)	68Ah
1 hour rate	(48A to 9.60V)	48Ah
1C	(80A to 9.60V)	50.67Ah

Weight

Approx. 24.2kg(53.2Lbs.)

Internal Resistance (at 1KHz)

Approx. 5 mΩ

Maximum Discharge Current for

5 seconds:960A

Charging Methods at 25°C(77°F)

Cycle use:	
Charging Voltage	14.4 to 15.0V
Coefficient -5.0mV/°C/cell	
Maximum Charging Current :	24A
Standby use:	
Float Charging Voltage	13.5 to 13.8V
Coefficient -3.0mV/°C/cell	

Operating Temperature Range

Charge	-15°C(5°F) to 40°C(104°F)
Discharge	-15°C(5°F) to 50°C(122°F)
Storage	-15°C(5°F) to 40°C(104°F)

Charge Retention (shelf life) at 20°C(68°F)

1 month	98%
3 month	94%
6 month	85%

Case Material

ABS UL94 HB
Option: Flammability resistance of (UL94 V-0)

Design Life

EUROBAT(20°C) : 10/12 YEARS LONG LIFE

Terminal

F8



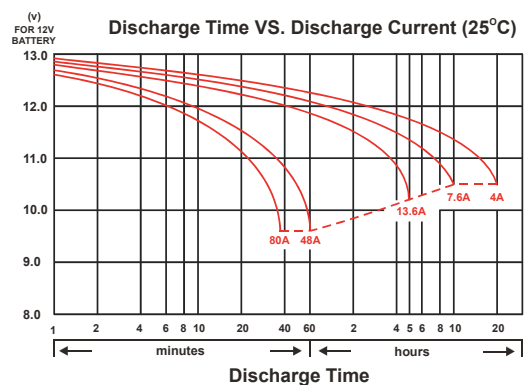
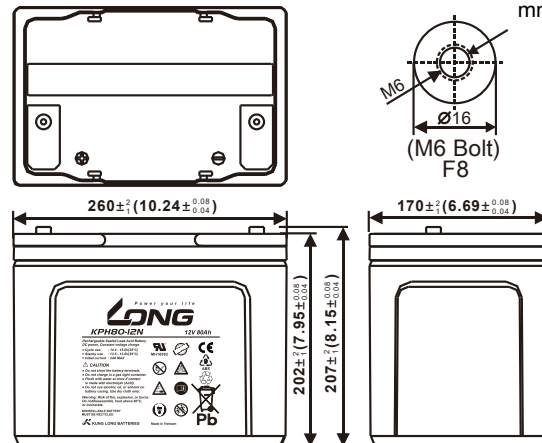
⚡ Dimensions

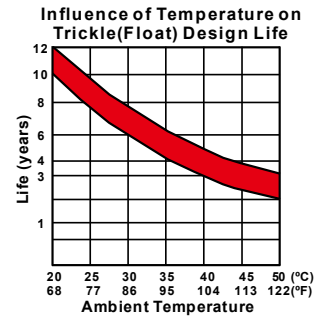
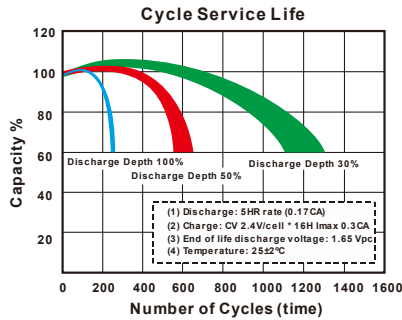
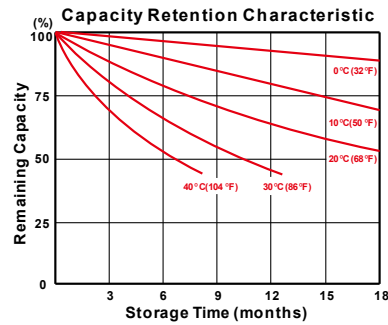
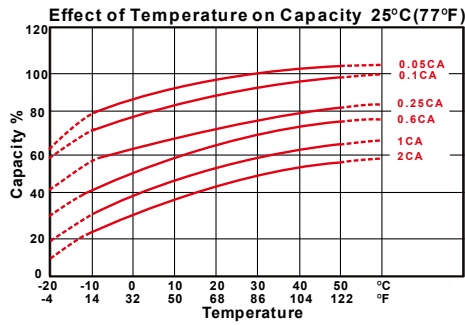
Length (L)	260± ² (10.24± ^{0.08} _{0.04})
Width (W)	170± ² (6.69± ^{0.08} _{0.04})
Height (H)	202± ² (7.95± ^{0.08} _{0.04})
Overall Height (HT)	207± ² (8.15± ^{0.08} _{0.04})

Description of torque value of hardware for the terminals:

Recommended torque value	M6:7 N-m (71 kgf-cm)
Maximum allowable torque value	M6:10N-m (102kgf-cm)

mm(inch)





- PERFORMANCE DATA

Discharge Rates in Watts to Various End Voltages at 25°C(77°F)

End Voltage		1.85V	1.80V	1.75V	1.70V	1.67V	1.65V	1.60V
Time	min							
5	min	407	429	491	521	537	552	567
10	min	278	294	336	357	368	378	388
15	min	178	225	240	274	280	287	294
30	min	139	149	155	159	160	162	165
60	min	82.5	86.9	89.4	91.4	92.1	92.9	94.9
120	min	47.2	49.8	51.3	52.7	53.2	53.7	54.3
180	min	34.0	35.8	36.8	37.7	38.0	38.3	38.8
240	min	27.8	28.8	29.7	30.3	30.5	30.8	31.2
300	min	25.2	25.7	26.1	26.4	26.6	26.7	26.9
600	min	15.4	16.0	16.0	16.2	16.2	16.3	16.3
1200	min	7.84	8.11	8.16	8.18	8.26	8.29	8.33

- Discharge Rates in Amperes to Various End Voltages at 25°C(77°F)

End Voltage		1.85V	1.80V	1.75V	1.70V	1.67V	1.65V	1.60V
Time	min							
5	min	178	214	245	272	281	292	304
10	min	112	143	167	186	192	199	207
15	min	90.5	109	124	138	141	145	150
30	min	63.2	72.6	79.4	84.5	85.6	87.2	89.0
60	min	39.4	42.3	44.1	45.6	46.1	46.7	48.0
120	min	20.2	22.4	23.9	25.0	25.4	25.8	26.3
180	min	15.8	17.4	18.4	19.3	19.6	20.0	20.4
240	min	12.9	13.9	14.7	15.3	15.6	15.9	16.2
300	min	12.0	12.8	13.3	13.6	13.8	14.0	14.3
600	min	7.73	8.00	8.05	8.07	8.12	8.16	8.21
1200	min	3.87	4.00	4.03	4.04	4.06	4.08	4.11

All data on the spec. sheet is an average value:

The tolerance range : $X < 6\text{min}$ (+15%~-15%), $6\text{min} \leq X < 10\text{min}$ (+12%~-12%), $10\text{min} \leq X < 60\text{min}$ (+8%~-8%), $X \geq 60\text{min}$ (+5%~-5%)

070425-1B-KAZ0001